

SPRING


acrostic poems



Copyright © 2023 Sarah Toney


All rights reserved. This resource may be printed for your own personal or school use only. No part of this book may be reproduced, sold, or transmitted without the express written permission of the creator.





Q Z - P U S

--	--	--	--	--	--



S W O B Z - A R

Handwriting practice lines for the words 'SWOBZ-AR'. Each letter is positioned above a set of three horizontal lines: a solid top line, a dashed middle line, and a solid bottom line. There are eight such sets of lines, one for each letter in the word.

R A - N B O S
W

Vertical lines for handwriting practice, corresponding to the letters above.



**F
L
O
W
E
R
S**

Handwriting practice lines consisting of six sets of horizontal lines. Each set includes a solid top line, a dashed middle line, and a solid bottom line, providing a guide for letter height and placement.





F _____

L _____

O _____


W _____

E _____

R _____

S _____






**B
U
T
T
E
R
F
L
Y**

Handwriting practice lines consisting of solid top and bottom lines and a dashed middle line, repeated eight times for each letter.





**B
U
T
T
E
R
F
L
Y**





L A D Y B U G

Handwriting practice lines for the word 'LADYBUG'. Each letter has a set of three vertical lines: a solid left line, a dashed middle line, and a solid right line, providing a guide for letter height and placement.





L A D Y B U G

Vertical lines for handwriting practice, corresponding to the letters L, A, D, Y, B, U, G.





T

U

L

I

P

Handwriting practice lines for the word 'TULIP'. Each letter is followed by a set of three horizontal lines: a solid top line, a dashed middle line, and a solid bottom line, providing a guide for letter height and placement.





T

U

L

I

P

