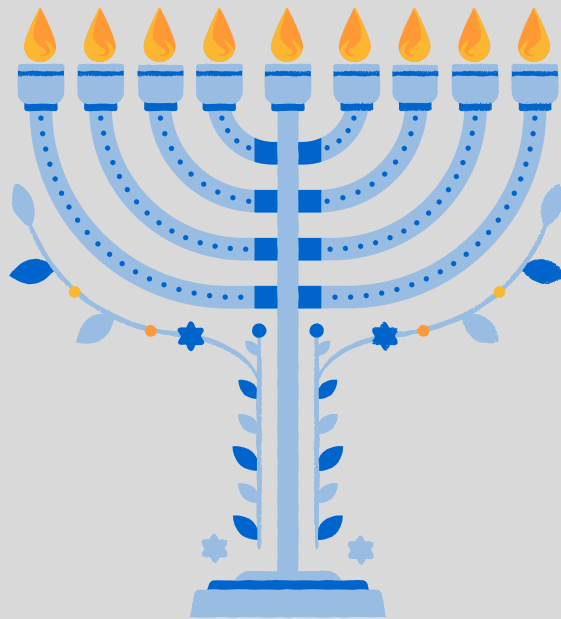


Hanukkah

Acrostic Poems



Copyright © 2022 Sarah Toney

All rights reserved. This resource may be printed for your own personal or school use only. No part of this book may be reproduced, sold, or transmitted without the express written permission of the creator.





H

A

N

U

K

K

A

H





H

A

N

U

K

K

A

H



M

E

N

O

R

A

H



M

E

N

O

R

A

H





D

Handwriting practice lines for the letter D, consisting of a solid top line, a dashed middle line, and a solid bottom line.

R

Handwriting practice lines for the letter R, consisting of a solid top line, a dashed middle line, and a solid bottom line.

E

Handwriting practice lines for the letter E, consisting of a solid top line, a dashed middle line, and a solid bottom line.

I

Handwriting practice lines for the letter I, consisting of a solid top line, a dashed middle line, and a solid bottom line.

D

Handwriting practice lines for the letter D, consisting of a solid top line, a dashed middle line, and a solid bottom line.

E

Handwriting practice lines for the letter E, consisting of a solid top line, a dashed middle line, and a solid bottom line.

L

Handwriting practice lines for the letter L, consisting of a solid top line, a dashed middle line, and a solid bottom line.





D

R

E

I

D

E

L






**S
T
A
R**

**O
F**

**D
A
V
I
D**

Handwriting practice lines consisting of solid top and bottom lines with a dashed middle line. There are four sets of these lines, each corresponding to one of the four words in the title.






**S
T
A
R

O
F

D
A
V
I
D**





P R E S E N T S

Handwriting practice lines for the word 'PRESENTS'. The word is written vertically on the left, and the rest of the page is filled with horizontal lines for practice. Each letter of the word is followed by a set of three lines (top, middle dashed, bottom) for tracing and writing practice.





P R E S E N T S

